




# Primary Writing Handbook



Our aim is to promote the love of writing for all, ensuring that our pupils secure valuable and transferable skills for future use. We understand the importance of children becoming fluent writers and its impact on the wider curriculum. We strive to make writing interesting and engaging, whilst developing their transcription and composition skills quickly to secure good standards.

We aim to develop writing ability by developing knowledge/skill in the following areas:

Transcription		Composition	
"Putting words on a page..."		"The generation of ideas, planning and using literary features..."	
Phonics	Spelling	Composing, drafting and planning	Vocabulary
Letter formation	Handwriting	Grammatical features	Punctuation
Pencil grip		Editing	Performing

Writing Provision
<p><b>Whole class Writing lessons</b> We give pupils plenty of opportunities to practice and consolidate through shared and independent writing tasks. Our curriculum allows children to develop a broad understanding of genres and authors. Developing transcription and composition is at the heart of each lesson. Reading and Writing lessons are closely intertwined; pupils participate in discussions about books, and they develop their knowledge of grammar, punctuation, spelling, vocabulary and authorial style.</p>
<p><b>Writing Interventions</b> Where pupils are struggling to make as much progress as expected with their ability to transcribe or compose, additional support in the form of intervention will be provided. This provision will be centered around specific areas of need/gaps in knowledge.</p>
<p><b>Writing Clubs</b> These help to further promote a love of writing and give pupils more opportunities to develop as writers. We share pieces of writing with each other, with inspiration as a key element of each session.</p>
<p><b>Writing across the Curriculum</b> Writing is an essential part of the wider curriculum, and we allow our pupils to write for the purpose of each subject. For example, in history, we provide the pupils with opportunities to answer historical questions. We set high expectations for writing across the curriculum, expecting to see consistency between English books and other curriculum books.</p>

### Phonics/Spelling

Children are taught phonological awareness in order to hear, say, segment and apply the sounds in spoken words. The teaching of phonics helps children to connect the sounds of spoken language with letters or a group of letters. Phonics is taught in school from Nursery upwards. In writing, the children practice applying their knowledge and securing accurate letter formation.



As a bridge from Phonics to Spelling patterns, we use Little Wandle’s ‘Bridge to Spelling’ and Y2 Spelling Units.

Term	Unit	Coverage	Prickly spellings	Homophones	
Spring 1	Week 1	1	Why do some words have the spellings ‘kn’ and ‘gn’ for /n/, and ‘wr’ for /r/?	one once	knight/night
	Week 2				
	Week 3	2	Why do I drop the ‘e’ when I add the suffixes -ed, -ing, -er, -est and -y?	two again	one/won
	Week 4				
	Week 5	3	Why do some words end ‘ge’ or ‘dge’? Why can /j/ be spelled ‘j’ or ‘g’ in different words?	any many	where/wear
Spring 2	Week 1	4	The ‘W special’ How do ‘w’ and ‘qu’ change the sounds that ‘a’, ‘ar’ and ‘or’ make in some words?	who whole	our/hour
	Week 2				
	Week 3	5	Why do I swap the ‘y’ for an ‘i’ when I add the suffix -es?	eye people	quite/quiet
	Week 4	6	Why do some words have the spelling ‘ey’ for the sound /ee/?	journey friend	see/sea
	Week 5	7	Why do some words end -le, -el, -al or -il?	move improve	to/too/two

Our lessons follow the structure of

- Revise and recap
- Introduce new rule and investigate the patterns
- Teacher model
- 5 spelling practice
- Practice using a strategy
- Write in context
- Mini spelling test



### Block 2 – autumn second half term

Week 1	Lesson 1 Revise/Assess Words from statutory word lists	Lesson 2 Revise/Assess Words from statutory word lists	Lesson 3 Learn Strategies for learning words: words from statutory word list
Week 2	Lesson 4 Learn Homophones ('ce'/'se')	Lesson 5 Practise Homophones ('ce'/'se')	
	Lesson 6	Lesson 7	Lesson 8

## Whole Class Writing Lessons

Pupils in Key Stage One and Two have writing lessons daily. These lessons:

- Expose pupils to a **high-quality range of texts**, which pupils unpick to be exposed to authorial choice
- Include a range of activities – not all of which have to have a written outcome – that enable children to **develop their transcription and composition skills**.

### Genres:

Across each year group pupils will be exposed to a range of texts (full books, extracts and non-fiction), including:

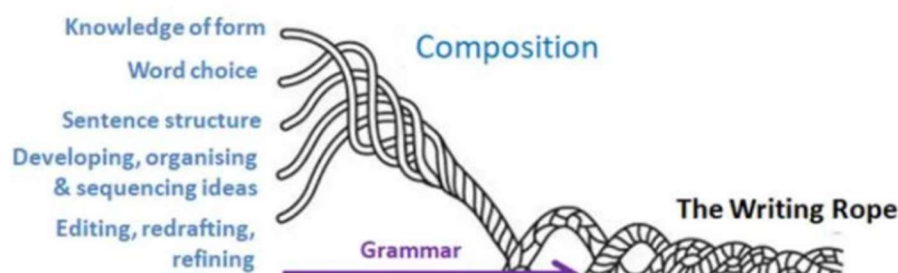
Fiction			
Sci-Fi	Fantasy	Real-life	Thriller
Historical	Myths and legends	Mystery	
Non-Fiction			
Discussion	Explanation	Instructional	
Report	Recount	Persuasion	
Poetry			

For more information on the genres, see the documents below:

- [Long term overview - Narratives.docx](#)
- [Long term overview - Non-fiction.docx](#)

### Developing writing skills - transcription and composition:

Composition encompasses the generation of ideas, planning and reviewing of work. For example, sentence construction requires formulating an idea, retrieving words from memory, sequencing the words, and then a knowledge of acceptable grammar. Transcription involves the skills of spelling, punctuation and handwriting. These two areas interact and rely on each other, for example improving fluency in transcription skills can improve compositional skills. Fluency in transcription means the learner has to focus less on the skills of forming letters and spelling words correctly, which frees up mental space and demand for them so they can focus on content, meaning and comprehension.



Please see the following documents for more information on the progression of transcription and composition skills:

- [Long term overview - Transcription.docx](#)
- [Long term overview - Composition.docx](#)

### **Planning a Writing Unit**

When planning a unit, there are key documents to focus on:

- [1. Long Term Planning](#)
- [2. Progression documents](#)
- [4. Moderation and exemplification](#)
- [English programmes of study: key stages 1 and 2 \(publishing.service.gov.uk\)](#)
- [Short Term Plan \(1\).docx](#)

Tips for quality planning:

- Decide upon the genre you will teach (Year Groups Coverage Docs)
- Look through the sections on transcription and composition and decide which objectives you will cover, including those you will repeat from previous units.
- Also look through the toolkits for the genre (literary features) and decide which elements you will include.
- Objectives from transcription and composition, and from the toolkits, will be easier to teach if they link well together.
- See how sentences can be developed over time with [Sentence progression.docx](#)
- The stimulus to be used, whether a book or other media, should also support the decision on which objectives and aspects of the toolkit to use.
- If you are using a book as a stimulus, make sure you have read it first.
- You can use a book that is not mentioned on the overviews, just make sure it fits the genre and is suitable for the year group. Also, make sure you read it fully first.
- By the end of the year, pupils should be secure in their understanding and use of the objectives from transcription and composition, and the elements from the toolkits.
- Plan how to develop the objectives and elements of the toolkits over the course of the three-week unit.

## Teaching Writing Lessons

*Suggested* routine:

Week 1	Week 2	Week 3
Explore	Practice and Plan	Write and Publish (if required)

Week 1	Week 2	Week 3
Explore the genre and purpose – identify features	Practice the key features	Finalise plan
Look at several texts within this style	Consider authorial choice	Build up to the write – practice a key paragraph - MODEL
Link to reading	Continue organising ideas	Share good examples
Stimulate/generate ideas in the theme/style	Continue to build vocab	Write assessed piece (in chunks possibly)
Build vocab	Plan	Edit and improve
Short-burst – where appropriate		Potentially publish

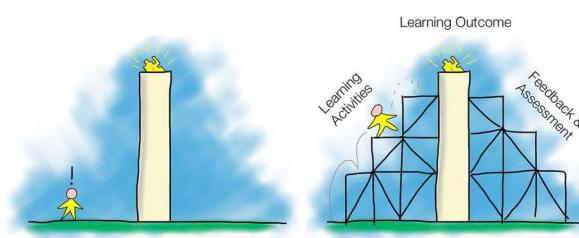
## Expectations

- Pupils should be writing regularly but remember quality over quantity – especially if pupils are yet to be fluent, confident or able to transcribe.
- Modelling at every stage – sentences, vocabulary, grammar features etc. Do this step by step and aim to reduce the scaffold as the year progresses.
- Pupils should be producing a range of full stories and short0burst writes over the year.
- Clear lesson outcomes/objectives, which are specific and focused.

- Stop and share moments - grammar feature/vocab word/sentence structure – to encourage other pupils to magpie.
- Use stimuli to really engage all learners – visuals often help those who struggle with the composition stage.
- Using the environment as much as possible – there should be ideas/words/phrases/model sentences/grammar features modelled on the walls.
- Actively assess pupils during lessons and give feedback on the spot. Pupils should be acting upon feedback continuously, whether from the adults or from peers.
- While chunking writing might be appropriate at times, pupils also need to build writing stamina and should be able to write at length.
- By the end of the year, pupils in KS1 should generally be producing a page of writing at the end of a unit; for LKS2, a page and a half; and for UKS2, two pages.



## Scaffolding/Support



Writing sessions take place with the whole class – on order for all pupils to be able to engage with the lesson, scaffolding could be essential. Scaffolding is strategic support, put into place by the teacher, to give pupils the support they need to cope with what they are being asked to learn/practice.

Lessons/writing tasks could be scaffolded in various ways, including:

- Visual stimuli when working on SPAG tasks, short burst writes etc.
- Simpler sentence structures, taken from an accurate assessment of the pupil's writing ability.
- Sequencing tasks to ensure a fiction or non-fiction stimuli is understood.
- Word or sentence banks.

## Writing Assessment

Within each year group, we moderate termly across phases and schools to measure pupils' attainment in writing (establishing whether they are working below, working towards, at the expected standard or at greater depth). As part of the moderation process, we assess a mixture of full-length pieces, as well as short burst writes. This will also be a mix of fiction and non-fiction. Teachers use TAFs (Teacher Assessment Framework) to assess which key elements of the curriculum that the children have understood. There are training opportunities to go alongside marking effectively using TAFs provided by curriculum leads.

Day-to-day, teachers should give feedback to pupils regularly on their writing. There is an expectation that pupils often use blue pen to edit their work – this could be to correct mistakes or to respond to challenge.

In Year 6, there is a SPaG (spelling, punctuation and grammar) SATs test used to assess their knowledge. In Years 1, 2, 3, 4, and 5, we use Testbase Tests as an additional indicator for SPaG, alongside how they apply these features in their own writing.